



Pola Day CP SDI Limited

Version No: 7.1.1.1
Safety Data Sheet according to WHMIS 2015 requirements

Issue Date: 01/11/2019
Print Date: 23/09/2020
L.GHS.CAN.EN

SECTION 1 Identification

Product Identifier

Product name	Pola Day CP
Synonyms	Not Available
Proper shipping name	UREA HYDROGEN PEROXIDE
Other means of identification	Not Available

Recommended use of the chemical and restrictions on use

Relevant identified uses	To remove discoloration of teeth under the supervision of a dentist.
--------------------------	--

Name, address, and telephone number of the chemical manufacturer, importer, or other responsible party

Registered company name	SDI Limited	SDI (North America) Inc.	SDi
Address	3-15 Brunsdon Street Bayswater VIC 3153 Australia	1279 Hamilton Parkway Itasca IL 60143 United States	Rua Dr. Virgílio de Carvalho Pinto, 612 Pinheiros, Sao Paulo 05415-020 Brazil
Telephone	+61 3 8727 7111 (Business Hours)	+1 630 361 9200 (Business hours) 1 800 228 5166	+55 11 3092 7100 (Business Hours)
Fax	+61 3 8727 7222	+1 630 361 9222	+55 11 3092 7101
Website	www.sdi.com.au	http://www.sdi.com.au	http://www.sdi.com.au/
Email	info@sdi.com.au	USA.Canada@sdi.com.au	Brasil@sdi.com.au

Registered company name	SDI Dental Limited
Address	Block 8, St Johns Court Santry Dublin 9 Ireland
Telephone	+353 1 886 9577 (Business Hours) 800 0225 5734
Fax	Not Available
Website	http://www.sdi.com.au/
Email	Ireland@sdi.com.au

Emergency phone number

Association / Organisation	SDI Limited	SDi	SDI Dental Limited
Emergency telephone numbers	+61 3 8727 7111	+61 3 8727 7111	+61 3 8727 7111
Other emergency telephone numbers	ray.cahill@sdi.com.au	Not Available	Not Available

SECTION 2 Hazard(s) identification

Classification of the substance or mixture

NFPA 704 diamond



Note: The hazard category numbers found in GHS classification in section 2 of this SDSs are NOT to be used to fill in the NFPA 704 diamond. Blue = Health Red = Fire Yellow = Reactivity White = Special (Oxidizer or water reactive substances)

Classification	Acute Toxicity (Oral) Category 4, Serious Eye Damage Category 1
----------------	---

Label elements

Hazard pictogram(s)	
---------------------	--

Pola Day CP

Signal word	Danger
--------------------	---------------

Hazard statement(s)

H302	Harmful if swallowed.
H318	Causes serious eye damage.

Physical and Health hazard(s) not otherwise classified

Not Applicable

Precautionary statement(s) Prevention

P280	Wear protective gloves/protective clothing/eye protection/face protection.
P270	Do not eat, drink or smoke when using this product.

Precautionary statement(s) Response

P305+P351+P338	IF IN EYES: Rinse cautiously with water for several minutes. Remove contact lenses, if present and easy to do. Continue rinsing.
P310	Immediately call a POISON CENTER/doctor/physician/first aider.
P301+P312	IF SWALLOWED: Call a POISON CENTER/doctor/physician/first aider/if you feel unwell.
P330	Rinse mouth.

Precautionary statement(s) Storage

Not Applicable

Precautionary statement(s) Disposal

P501	Dispose of contents/container to authorised hazardous or special waste collection point in accordance with any local regulation.
-------------	--

SECTION 3 Composition / information on ingredients**Substances**

See section below for composition of Mixtures

Mixtures

CAS No	%[weight]	Name
124-43-6	35	<u>urea hydrogen peroxide</u>
Not Available		equivalent to:
7722-84-1	13	<u>hydrogen peroxide</u>

The specific chemical identity and/or exact percentage (concentration) of composition has been withheld as a trade secret.

SECTION 4 First-aid measures**Description of first aid measures**

Eye Contact	<p>If this product comes in contact with the eyes:</p> <ul style="list-style-type: none"> ▶ Immediately hold eyelids apart and flush the eye continuously with running water. ▶ Ensure complete irrigation of the eye by keeping eyelids apart and away from eye and moving the eyelids by occasionally lifting the upper and lower lids. ▶ Continue flushing until advised to stop by the Poisons Information Centre or a doctor, or for at least 15 minutes. ▶ Transport to hospital or doctor without delay. ▶ Removal of contact lenses after an eye injury should only be undertaken by skilled personnel.
Skin Contact	<p>If skin contact occurs:</p> <ul style="list-style-type: none"> ▶ Immediately remove all contaminated clothing, including footwear. ▶ Flush skin and hair with running water (and soap if available). ▶ Seek medical attention in event of irritation.
Inhalation	<ul style="list-style-type: none"> ▶ If fumes or combustion products are inhaled remove from contaminated area. ▶ Seek medical attention.
Ingestion	<ul style="list-style-type: none"> ▶ If swallowed do NOT induce vomiting. ▶ If vomiting occurs, lean patient forward or place on left side (head-down position, if possible) to maintain open airway and prevent aspiration. ▶ Observe the patient carefully. ▶ Never give liquid to a person showing signs of being sleepy or with reduced awareness; i.e. becoming unconscious. ▶ Give water to rinse out mouth, then provide liquid slowly and as much as casualty can comfortably drink. ▶ Seek medical advice.

Indication of any immediate medical attention and special treatment needed

Treat symptomatically.

SECTION 5 Fire-fighting measures**Extinguishing media**

- ▶ Water spray or fog.
- ▶ Foam.
- ▶ Dry chemical powder.

Continued...

Pola Day CP

- ▶ BCF (where regulations permit).
- ▶ Carbon dioxide.

Special hazards arising from the substrate or mixture

Fire Incompatibility	▶ Avoid any contamination of this material as it is very reactive and any contamination is potentially hazardous
-----------------------------	--

Special protective equipment and precautions for fire-fighters

Fire Fighting	<ul style="list-style-type: none"> ▶ Alert Fire Brigade and tell them location and nature of hazard. ▶ Wear full body protective clothing with breathing apparatus. ▶ Prevent, by any means available, spillage from entering drains or water courses. ▶ Fight fire from a safe distance, with adequate cover. ▶ Extinguishers should be used only by trained personnel. ▶ Use water delivered as a fine spray to control fire and cool adjacent area. ▶ Avoid spraying water onto liquid pools. ▶ DO NOT approach containers suspected to be hot. ▶ Cool fire exposed containers with water spray from a protected location. ▶ If safe to do so, remove containers from path of fire. ▶ If fire gets out of control withdraw personnel and warn against entry. ▶ Equipment should be thoroughly decontaminated after use.
Fire/Explosion Hazard	<ul style="list-style-type: none"> ▶ Will not burn but increases intensity of fire. ▶ Heating may cause expansion or decomposition leading to violent rupture of containers. ▶ Heat affected containers remain hazardous. ▶ Contact with combustibles such as wood, paper, oil or finely divided metal may produce spontaneous combustion or violent decomposition. ▶ May emit irritating, poisonous or corrosive fumes. <p>Decomposition may produce toxic fumes of: nitrogen oxides (NOx) carbon monoxide (CO) carbon dioxide (CO2)</p>

SECTION 6 Accidental release measures**Personal precautions, protective equipment and emergency procedures**

See section 8

Environmental precautions

See section 12

Methods and material for containment and cleaning up

Minor Spills	<ul style="list-style-type: none"> ▶ Clean up all spills immediately. ▶ No smoking, naked lights, ignition sources. ▶ Avoid all contact with any organic matter including fuel, solvents, sawdust, paper or cloth and other incompatible materials, as ignition may result. ▶ Avoid breathing dust or vapours and all contact with skin and eyes. ▶ Control personal contact with the substance, by using protective equipment. ▶ Contain and absorb spill with dry sand, earth, inert material or vermiculite. ▶ DO NOT use sawdust as fire may result. ▶ Scoop up solid residues and seal in labelled drums for disposal. ▶ Neutralise/decontaminate area.
Major Spills	<ul style="list-style-type: none"> ▶ Clear area of personnel and move upwind. ▶ Alert Fire Brigade and tell them location and nature of hazard. ▶ Wear full body protective clothing with breathing apparatus. ▶ Prevent, by any means available, spillage from entering drains or water courses. ▶ No smoking, flames or ignition sources. Increase ventilation. ▶ Contain spill with sand, earth or other clean, inert materials. ▶ NEVER USE organic absorbents such as sawdust, paper or cloth. ▶ Use spark-free and explosion-proof equipment. ▶ Collect any recoverable product into labelled containers for possible recycling. ▶ Avoid contamination with organic matter to prevent subsequent fire and explosion. ▶ DO NOT mix fresh with recovered material. ▶ Collect residues and seal in labelled drums for disposal. ▶ Wash area and prevent runoff into drains. ▶ Decontaminate equipment and launder all protective clothing before storage and re-use. ▶ If contamination of drains or waterways occurs advise emergency services.

Personal Protective Equipment advice is contained in Section 8 of the SDS.

SECTION 7 Handling and storage**Precautions for safe handling**

Safe handling	<p>For oxidisers, including peroxides.</p> <ul style="list-style-type: none"> · Avoid personal contact and inhalation of dust, mist or vapours. · Provide adequate ventilation. · Always wear protective equipment and wash off any spillage from clothing. · Keep material away from light, heat, flammables or combustibles. · Keep cool, dry and away from incompatible materials. · Avoid physical damage to containers. · DO NOT repack or return unused portions to original containers. Withdraw only sufficient amounts for immediate use. · Use only minimum quantity required. · Avoid using solutions of peroxides in volatile solvents. Solvent evaporation should be controlled to avoid dangerous concentration of the peroxide.
----------------------	--

Pola Day CP

	<ul style="list-style-type: none"> Do NOT allow oxidisers to contact iron or compounds of iron, cobalt, or copper, metal oxide salts, acids or bases. Do NOT use metal spatulas to handle oxidisers Do NOT use glass containers with screw cap lids or glass stoppers. Store peroxides at the lowest possible temperature, consistent with their solubility and freezing point. CAUTION: Do NOT store liquids or solutions of peroxides at a temperature below that at which the oxidiser freezes or precipitates. <p>Peroxides, in particular, in this form are extremely shock and heat-sensitive. Refrigerated storage of peroxides must ONLY be in explosion-proof units.</p> <ul style="list-style-type: none"> The hazards and consequences of fires and explosions during synthesis and use of oxidisers is widely recognised; spontaneous or induced decomposition may culminate in a variety of ways, ranging from moderate gassing to spontaneous ignition or explosion. The heat released from spontaneous decomposition of an energy-rich compound causes a rise in the surrounding temperature; the temperature will rise until thermal balance is established or until the material heats to decomposition, The most effective means for minimising the consequences of an accident is to limit quantities to a practical minimum. Even gram-scale explosions can be serious. Once ignited the burning of peroxides cannot be controlled and the area should be evacuated. Unless there is compelling reason to do otherwise, peroxide concentration should be limited to 10% (or less with vigorous reactants). Peroxide concentration is rarely as high as 1% in the reaction mixture of polymerisation or other free-radical reactions, Oxidisers should be added slowly and cautiously to the reaction medium. This should be completed prior to heating and with good agitation. Addition oxidisers to the hot monomer is extremely dangerous. A violent reaction (e.g., fire or explosion) can result from inadvertent mixing of promoters (frequently used with peroxides in polymerisation systems) with full-strength oxidisers Organic peroxides are very sensitive to contamination (especially heavy-metal compounds, metal oxide salts, alkaline materials including amines, strong acids, and many varieties of dust and dirt). This can initiate rapid, uncontrolled decomposition of peroxides and possible generation of intense heat, fire or explosion. The consequences of accidental contamination from returning withdrawn material to the storage container can be disastrous. When handling NEVER smoke, eat or drink. Always wash hands with soap and water after handling. Use only good occupational work practice. Observe manufacturer's storage and handling recommendations contained within this MSDS.
Other information	Do not store in direct sunlight. Store between 2 and 8 deg C.

Conditions for safe storage, including any incompatibilities

Suitable container	▶ DO NOT repack. Use containers supplied by manufacturer only.
Storage incompatibility	▶ Avoid strong bases.

SECTION 8 Exposure controls / personal protection

Control parameters

Occupational Exposure Limits (OEL)

INGREDIENT DATA

Source	Ingredient	Material name	TWA	STEL	Peak	Notes
Canada - Yukon Permissible Concentrations for Airborne Contaminant Substances	hydrogen peroxide	Hydrogen peroxide	1 ppm / 1.5 mg/m ³	2.8 mg/m ³ / 2 ppm	Not Available	Not Available
Canada - Nova Scotia Occupational Exposure Limits	hydrogen peroxide	Hydrogen peroxide	1 ppm	Not Available	Not Available	TLV Basis: eye, upper respiratory tract & skin irritation
Canada - Alberta Occupational Exposure Limits	hydrogen peroxide	Hydrogen peroxide	1 ppm / 1.4 mg/m ³	Not Available	Not Available	Not Available
Canada - Saskatchewan Occupational Health and Safety Regulations - Contamination Limits	hydrogen peroxide	Hydrogen peroxide	1 ppm	2 ppm	Not Available	Not Available
Canada - Manitoba Occupational Exposure Limits	hydrogen peroxide	Not Available	1 ppm	Not Available	Not Available	TLV® Basis: Eye, URT, & skin irr
Canada - British Columbia Occupational Exposure Limits	hydrogen peroxide	Hydrogen peroxide	1 ppm	Not Available	Not Available	Not Available
Canada - Prince Edward Island Occupational Exposure Limits	hydrogen peroxide	Hydrogen peroxide	1 ppm	Not Available	Not Available	TLV® Basis: Eye, URT, & skin irr
Canada - Northwest Territories Occupational Exposure Limits	hydrogen peroxide	Hydrogen peroxide	1 ppm	2 ppm	Not Available	Not Available
Canada - Quebec Permissible Exposure Values for Airborne Contaminants	hydrogen peroxide	Hydrogen peroxide	1 ppm / 1.4 mg/m ³	Not Available	Not Available	Not Available

Emergency Limits

Ingredient	Material name	TEEL-1	TEEL-2	TEEL-3
urea hydrogen peroxide	Urea peroxide; (Urea hydrogen peroxide)	1.2 mg/m ³	13 mg/m ³	79 mg/m ³
hydrogen peroxide	Hydrogen peroxide	Not Available	Not Available	Not Available

Ingredient	Original IDLH	Revised IDLH
urea hydrogen peroxide	Not Available	Not Available
hydrogen peroxide	75 ppm	Not Available

Occupational Exposure Banding


Ingredient	Occupational Exposure Band Rating	Occupational Exposure Band Limit
urea hydrogen peroxide	E	≤ 0.01 mg/m ³

Pola Day CP

Ingredient	Occupational Exposure Band Rating	Occupational Exposure Band Limit
Notes:	<i>Occupational exposure banding is a process of assigning chemicals into specific categories or bands based on a chemical's potency and the adverse health outcomes associated with exposure. The output of this process is an occupational exposure band (OEB), which corresponds to a range of exposure concentrations that are expected to protect worker health.</i>	

MATERIAL DATA

Exposure controls

Appropriate engineering controls	<p>Engineering controls are used to remove a hazard or place a barrier between the worker and the hazard. Well-designed engineering controls can be highly effective in protecting workers and will typically be independent of worker interactions to provide this high level of protection. The basic types of engineering controls are:</p> <p>Process controls which involve changing the way a job activity or process is done to reduce the risk.</p> <p>Enclosure and/or isolation of emission source which keeps a selected hazard "physically" away from the worker and ventilation that strategically "adds" and "removes" air in the work environment. Ventilation can remove or dilute an air contaminant if designed properly. The design of a ventilation system must match the particular process and chemical or contaminant in use.</p> <p>Employers may need to use multiple types of controls to prevent employee overexposure.</p> <p>Local exhaust ventilation usually required. If risk of overexposure exists, wear approved respirator. Correct fit is essential to obtain adequate protection. Supplied-air type respirator may be required in special circumstances. Correct fit is essential to ensure adequate protection. An approved self contained breathing apparatus (SCBA) may be required in some situations.</p> <p>Provide adequate ventilation in warehouse or closed storage area. Air contaminants generated in the workplace possess varying "escape" velocities which, in turn, determine the "capture velocities" of fresh circulating air required to effectively remove the contaminant.</p> <table border="1"> <thead> <tr> <th>Type of Contaminant:</th> <th>Air Speed:</th> </tr> </thead> <tbody> <tr> <td>solvent, vapours, degreasing etc., evaporating from tank (in still air).</td> <td>0.25-0.5 m/s (50-100 f/min.)</td> </tr> <tr> <td>aerosols, fumes from pouring operations, intermittent container filling, low speed conveyer transfers, welding, spray drift, plating acid fumes, pickling (released at low velocity into zone of active generation)</td> <td>0.5-1 m/s (100-200 f/min.)</td> </tr> <tr> <td>direct spray, spray painting in shallow booths, drum filling, conveyer loading, crusher dusts, gas discharge (active generation into zone of rapid air motion)</td> <td>1-2.5 m/s (200-500 f/min.)</td> </tr> <tr> <td>grinding, abrasive blasting, tumbling, high speed wheel generated dusts (released at high initial velocity into zone of very high rapid air motion).</td> <td>2.5-10 m/s (500-2000 f/min.)</td> </tr> </tbody> </table> <p>Within each range the appropriate value depends on:</p> <table border="1"> <thead> <tr> <th>Lower end of the range</th> <th>Upper end of the range</th> </tr> </thead> <tbody> <tr> <td>1: Room air currents minimal or favourable to capture</td> <td>1: Disturbing room air currents</td> </tr> <tr> <td>2: Contaminants of low toxicity or of nuisance value only.</td> <td>2: Contaminants of high toxicity</td> </tr> <tr> <td>3: Intermittent, low production.</td> <td>3: High production, heavy use</td> </tr> <tr> <td>4: Large hood or large air mass in motion</td> <td>4: Small hood-local control only</td> </tr> </tbody> </table> <p>Simple theory shows that air velocity falls rapidly with distance away from the opening of a simple extraction pipe. Velocity generally decreases with the square of distance from the extraction point (in simple cases). Therefore the air speed at the extraction point should be adjusted, accordingly, after reference to distance from the contaminating source. The air velocity at the extraction fan, for example, should be a minimum of 1-2 m/s (200-400 f/min) for extraction of solvents generated in a tank 2 meters distant from the extraction point. Other mechanical considerations, producing performance deficits within the extraction apparatus, make it essential that theoretical air velocities are multiplied by factors of 10 or more when extraction systems are installed or used.</p>	Type of Contaminant:	Air Speed:	solvent, vapours, degreasing etc., evaporating from tank (in still air).	0.25-0.5 m/s (50-100 f/min.)	aerosols, fumes from pouring operations, intermittent container filling, low speed conveyer transfers, welding, spray drift, plating acid fumes, pickling (released at low velocity into zone of active generation)	0.5-1 m/s (100-200 f/min.)	direct spray, spray painting in shallow booths, drum filling, conveyer loading, crusher dusts, gas discharge (active generation into zone of rapid air motion)	1-2.5 m/s (200-500 f/min.)	grinding, abrasive blasting, tumbling, high speed wheel generated dusts (released at high initial velocity into zone of very high rapid air motion).	2.5-10 m/s (500-2000 f/min.)	Lower end of the range	Upper end of the range	1: Room air currents minimal or favourable to capture	1: Disturbing room air currents	2: Contaminants of low toxicity or of nuisance value only.	2: Contaminants of high toxicity	3: Intermittent, low production.	3: High production, heavy use	4: Large hood or large air mass in motion	4: Small hood-local control only
	Type of Contaminant:	Air Speed:																			
solvent, vapours, degreasing etc., evaporating from tank (in still air).	0.25-0.5 m/s (50-100 f/min.)																				
aerosols, fumes from pouring operations, intermittent container filling, low speed conveyer transfers, welding, spray drift, plating acid fumes, pickling (released at low velocity into zone of active generation)	0.5-1 m/s (100-200 f/min.)																				
direct spray, spray painting in shallow booths, drum filling, conveyer loading, crusher dusts, gas discharge (active generation into zone of rapid air motion)	1-2.5 m/s (200-500 f/min.)																				
grinding, abrasive blasting, tumbling, high speed wheel generated dusts (released at high initial velocity into zone of very high rapid air motion).	2.5-10 m/s (500-2000 f/min.)																				
Lower end of the range	Upper end of the range																				
1: Room air currents minimal or favourable to capture	1: Disturbing room air currents																				
2: Contaminants of low toxicity or of nuisance value only.	2: Contaminants of high toxicity																				
3: Intermittent, low production.	3: High production, heavy use																				
4: Large hood or large air mass in motion	4: Small hood-local control only																				
Personal protection																					
Eye and face protection	<ul style="list-style-type: none"> ▶ Safety glasses with side shields. ▶ Chemical goggles. ▶ Contact lenses may pose a special hazard; soft contact lenses may absorb and concentrate irritants. A written policy document, describing the wearing of lenses or restrictions on use, should be created for each workplace or task. This should include a review of lens absorption and adsorption for the class of chemicals in use and an account of injury experience. Medical and first-aid personnel should be trained in their removal and suitable equipment should be readily available. In the event of chemical exposure, begin eye irrigation immediately and remove contact lens as soon as practicable. Lens should be removed at the first signs of eye redness or irritation - lens should be removed in a clean environment only after workers have washed hands thoroughly. [CDC NIOSH Current Intelligence Bulletin 59], [AS/NZS 1336 or national equivalent] 																				
Skin protection	See Hand protection below																				
Hands/feet protection	<ul style="list-style-type: none"> ▶ Wear chemical protective gloves, e.g. PVC. ▶ Wear safety footwear or safety gumboots, e.g. Rubber ▶ Rubber Gloves 																				
Body protection	See Other protection below																				
Other protection	<ul style="list-style-type: none"> ▶ Overalls. ▶ PVC Apron. ▶ PVC protective suit may be required if exposure severe. ▶ Eyewash unit. ▶ Ensure there is ready access to a safety shower. 																				

Respiratory protection

Type B Filter of sufficient capacity. (AS/NZS 1716 & 1715, EN 143:2000 & 149:2001, ANSI Z88 or national equivalent)

Where the concentration of gas/particulates in the breathing zone, approaches or exceeds the "Exposure Standard" (or ES), respiratory protection is required. Degree of protection varies with both face-piece and Class of filter; the nature of protection varies with Type of filter.

Required Minimum Protection Factor	Half-Face Respirator	Full-Face Respirator	Powered Air Respirator
up to 10 x ES	B-AUS	-	B-PAPR-AUS / Class 1

Continued...

Pola Day CP

up to 50 x ES	-	B-AUS / Class 1	-
up to 100 x ES	-	B-2	B-PAPR-2 ^

^ - Full-face

A(All classes) = Organic vapours, B AUS or B1 = Acid gasses, B2 = Acid gas or hydrogen cyanide(HCN), B3 = Acid gas or hydrogen cyanide(HCN), E = Sulfur dioxide(SO₂), G = Agricultural chemicals, K = Ammonia(NH₃), Hg = Mercury, NO = Oxides of nitrogen, MB = Methyl bromide, AX = Low boiling point organic compounds(below 65 degC)

SECTION 9 Physical and chemical properties

Information on basic physical and chemical properties

Appearance	Clear gel with spearmint odour, mixes with water.		
Physical state	Gel	Relative density (Water = 1)	1.1
Odour	Not Available	Partition coefficient n-octanol / water	Not Available
Odour threshold	Not Available	Auto-ignition temperature (°C)	Not Available
pH (as supplied)	5.9	Decomposition temperature	Not Available
Melting point / freezing point (°C)	Not Available	Viscosity (cSt)	Not Available
Initial boiling point and boiling range (°C)	Not Available	Molecular weight (g/mol)	Not Applicable
Flash point (°C)	Not Available	Taste	Not Available
Evaporation rate	Not Available	Explosive properties	Not Available
Flammability	Not Available	Oxidising properties	Not Available
Upper Explosive Limit (%)	Not Available	Surface Tension (dyn/cm or mN/m)	Not Available
Lower Explosive Limit (%)	Not Available	Volatile Component (%vol)	Not Available
Vapour pressure (kPa)	Not Available	Gas group	Not Available
Solubility in water	Miscible	pH as a solution (1%)	Not Available
Vapour density (Air = 1)	Not Available	VOC g/L	Not Available

SECTION 10 Stability and reactivity

Reactivity	See section 7
Chemical stability	<ul style="list-style-type: none"> ▶ Unstable in the presence of incompatible materials. ▶ Product is considered stable under normal handling conditions. ▶ Prolonged exposure to heat. ▶ Hazardous polymerisation will not occur.
Possibility of hazardous reactions	See section 7
Conditions to avoid	See section 7
Incompatible materials	See section 7
Hazardous decomposition products	See section 5

SECTION 11 Toxicological information

Information on toxicological effects

Inhaled	Inhalation of vapours or aerosols (mists, fumes), generated by the material during the course of normal handling, may be harmful. Limited evidence or practical experience suggests that the material may produce irritation of the respiratory system, in a significant number of individuals, following inhalation. In contrast to most organs, the lung is able to respond to a chemical insult by first removing or neutralising the irritant and then repairing the damage. The repair process, which initially evolved to protect mammalian lungs from foreign matter and antigens, may however, produce further lung damage resulting in the impairment of gas exchange, the primary function of the lungs. Respiratory tract irritation often results in an inflammatory response involving the recruitment and activation of many cell types, mainly derived from the vascular system.
Ingestion	Accidental ingestion of the material may be harmful; animal experiments indicate that ingestion of less than 150 gram may be fatal or may produce serious damage to the health of the individual. mucous membrane irritation
Skin Contact	Limited evidence exists, or practical experience predicts, that the material either produces inflammation of the skin in a substantial number of individuals following direct contact, and/or produces significant inflammation when applied to the healthy intact skin of animals, for up to four hours, such inflammation being present twenty-four hours or more after the end of the exposure period. Skin irritation may also be present after prolonged or repeated exposure; this may result in a form of contact dermatitis (nonallergic). The dermatitis is often characterised by skin redness (erythema) and swelling (oedema) which may progress to blistering (vesiculation), scaling and thickening of the epidermis. At the microscopic level there may be intercellular oedema of the spongy layer of the skin (spongiosis) and intracellular oedema of the epidermis. Skin contact will result in rapid drying, bleaching, leading to chemical burns on prolonged contact Open cuts, abraded or irritated skin should not be exposed to this material Entry into the blood-stream through, for example, cuts, abrasions, puncture wounds or lesions, may produce systemic injury with harmful effects. Examine the skin prior to the use of the material and ensure that any external damage is suitably protected.
Eye	When applied to the eye(s) of animals, the material produces severe ocular lesions which are present twenty-four hours or more after instillation.

Pola Day CP

Chronic	Limited evidence suggests that repeated or long-term occupational exposure may produce cumulative health effects involving organs or biochemical systems. Prolonged or repeated skin contact may cause drying with cracking, irritation and possible dermatitis following.	
Pola Day CP	TOXICITY	IRRITATION
	Not Available	Not Available
urea hydrogen peroxide	TOXICITY	IRRITATION
	Not Available	Eye: adverse effect observed (irreversible damage) ^[1] Skin: adverse effect observed (irritating) ^[1]
hydrogen peroxide	TOXICITY	IRRITATION
	50 mg/kg ^[2]	Not Available
	500 mg/kg ^[2]	
	Dermal (rabbit) LD50: 4060 mg/kg ^[2]	
	Inhalation (rat) LC50: 2 mg/l/4H ^[2]	
	Oral (rat) LD50: =1193-1270 mg/kg ^[2]	
	Oral (rat) LD50: >225 mg/kg ^[2]	
	Oral (rat) LD50: >5000 mg/kg ^[2] Oral (rat) LD50: 1270 mg/kg ^[1]	
Legend:	1. Value obtained from Europe ECHA Registered Substances - Acute toxicity 2.* Value obtained from manufacturer's SDS. Unless otherwise specified data extracted from RTECS - Register of Toxic Effect of Chemical Substances	

UREA HYDROGEN PEROXIDE	No chronic human exposure data is available
HYDROGEN PEROXIDE	<p>For hydrogen peroxide: Hazard increases with peroxide concentration, high concentrations contain an additive stabiliser.</p> <p>Pharmacokinetics Hydrogen peroxide is a normal product of metabolism. It is readily decomposed by catalase in normal cells. In experimental animals exposed to hydrogen peroxide, target organs affected include the lungs, intestine, thymus, liver, and kidney, suggesting its distribution to those sites. Hydrogen peroxide has been detected in breath.</p> <ul style="list-style-type: none"> ▶ Absorption: Hydrogen peroxide is decomposed in the bowel before absorption. When applied to tissue, solutions of hydrogen peroxide have poor penetrability. ▶ Distribution Hydrogen peroxide is produced metabolically in intact cells and tissues. It is formed by reduction of oxygen either directly in a two-electron transfer reaction, often catalysed by flavoproteins, or by an initial one-electron step to O₂ followed by dismutation to hydrogen peroxide. ▶ Hydrogen peroxide has been detected in serum and in intact liver. based on the results of toxicity studies, the lungs, intestine, thymus, liver, and kidney may be distribution sites. In rabbits and cats that died after intravenous administration of hydrogen peroxide, the lungs were pale and emphysematous. Following intraperitoneal injection of hydrogen peroxide in mice, pyknotic nuclei were induced in the intestine and thymus (IARC 1985). Degeneration of hepatic and renal tubular epithelial tissue was observed following oral administration of hydrogen peroxide to mice. ▶ Metabolism Glutathione peroxidase, responsible for decomposing hydrogen peroxide, is present in normal human tissues (IARC 1985). When hydrogen peroxide comes in contact with catalase, an enzyme found in blood and most tissues, it rapidly decomposes into oxygen and water. ▶ Excretion Hydrogen peroxide has been detected in human breath at levels ranging from 1.0+/-0.5 g/L to 0.34+/-0.17 g/L. <p>Carcinogenicity Gastric and duodenal lesions including adenomas, carcinomas, and adenocarcinomas have been observed in mice treated orally with hydrogen peroxide. Marked strain differences in the incidence of tumors have been observed. Papilloma development has been observed in mice treated by dermal application.</p> <p>Genotoxicity Hydrogen peroxide induced DNA damage, sister chromatid exchanges and chromosomal aberrations in mammalian cells <i>in vitro</i>. Hydrogen peroxide induced DNA damage in bacteria (<i>E. coli</i>), and was mutagenic to bacteria (<i>Salmonella typhimurium</i>) and the fungi, <i>Neurospora crassa</i> and <i>Aspergillus chevallieri</i>, but not to <i>Streptomyces griseoflavus</i>. It was not mutagenic to <i>Drosophila melanogaster</i> or to mammalian cells <i>in vitro</i>.</p> <p>Developmental Toxicity Malformations have been observed in chicken embryos treated with hydrogen peroxide, but experiments with mice and rats have been negative. Female rats that received 0.45% hydrogen peroxide (equivalent to approximately 630 mg/kg/day)⁷ as the sole drinking fluid for five weeks produced normal litters when mated with untreated males. Doses of 1.4 to 11 mol/egg hydrogen peroxide (purity 30%) dissolved in water were injected into the airspace of groups of 20-30 white leghorn chicken eggs on day 3 of incubation. Embryos were examined on day 14. The incidence of embryonic deaths and malformations was dose-related and detected at doses of 2.8 mol/egg and above. The combined ED50 was 2.7 mol/egg.</p> <p>Reproductive Toxicity A 1% solution of hydrogen peroxide (equivalent to 1900 mg/kg/day) given as the sole drinking fluid to three-month-old male mice for 7-28 days did not cause infertility. The substance is classified by IARC as Group 3: NOT classifiable as to its carcinogenicity to humans. Evidence of carcinogenicity may be inadequate or limited in animal testing.</p>
UREA HYDROGEN PEROXIDE & HYDROGEN PEROXIDE	<p>No significant acute toxicological data identified in literature search.</p> <p>Asthma-like symptoms may continue for months or even years after exposure to the material ceases. This may be due to a non-allergenic condition known as reactive airways dysfunction syndrome (RADS) which can occur following exposure to high levels of highly irritating compound. Key criteria for the diagnosis of RADS include the absence of preceding respiratory disease, in a non-atopic individual, with abrupt onset of persistent asthma-like symptoms within minutes to hours of a documented exposure to the irritant. A reversible airflow pattern, on spirometry, with the presence of moderate to severe bronchial hyperreactivity on methacholine challenge testing and the lack of minimal lymphocytic inflammation, without eosinophilia, have also been included in the criteria for diagnosis of RADS. RADS (or asthma) following an irritating inhalation is an infrequent disorder with rates related to the concentration of and duration of exposure to the irritating substance.</p>

Pola Day CP

Industrial bronchitis, on the other hand, is a disorder that occurs as result of exposure due to high concentrations of irritating substance (often particulate in nature) and is completely reversible after exposure ceases. The disorder is characterised by dyspnea, cough and mucus production.

Acute Toxicity	✓	Carcinogenicity	✗
Skin Irritation/Corrosion	✗	Reproductivity	✗
Serious Eye Damage/Irritation	✓	STOT - Single Exposure	✗
Respiratory or Skin sensitisation	✗	STOT - Repeated Exposure	✗
Mutagenicity	✗	Aspiration Hazard	✗

Legend: ✗ – Data either not available or does not fill the criteria for classification
 ✓ – Data available to make classification

SECTION 12 Ecological information

Toxicity

Pola Day CP	Endpoint	Test Duration (hr)	Species	Value	Source
	Not Available	Not Available	Not Available	Not Available	Not Available

urea hydrogen peroxide	Endpoint	Test Duration (hr)	Species	Value	Source
	LC50	96	Fish	9-100mg/L	2
	EC50	48	Crustacea	2mg/L	2
	EC0	24	Crustacea	0.9mg/L	2
	NOEC	48	Crustacea	1.5mg/L	2

hydrogen peroxide	Endpoint	Test Duration (hr)	Species	Value	Source
	LC50	96	Fish	16.4mg/L	2
	EC50	48	Crustacea	2mg/L	2
	EC50	72	Algae or other aquatic plants	0.85mg/L	2
	NOEC	72	Algae or other aquatic plants	=0.1mg/L	1

Legend: Extracted from 1. IUCLID Toxicity Data 2. Europe ECHA Registered Substances - Ecotoxicological Information - Aquatic Toxicity 3. EPIWIN Suite V3.12 (QSAR) - Aquatic Toxicity Data (Estimated) 4. US EPA, Ecotox database - Aquatic Toxicity Data 5. ECETOC Aquatic Hazard Assessment Data 6. NITE (Japan) - Bioconcentration Data 7. METI (Japan) - Bioconcentration Data 8. Vendor Data

DO NOT discharge into sewer or waterways.

Persistence and degradability

Ingredient	Persistence: Water/Soil	Persistence: Air
hydrogen peroxide	LOW	LOW

Bioaccumulative potential

Ingredient	Bioaccumulation
hydrogen peroxide	LOW (LogKOW = -1.571)

Mobility in soil

Ingredient	Mobility
hydrogen peroxide	LOW (KOC = 14.3)

SECTION 13 Disposal considerations

Waste treatment methods



Product / Packaging disposal	Disposal instructions
	<ul style="list-style-type: none"> ▶ Containers may still present a chemical hazard/ danger when empty. ▶ Return to supplier for reuse/ recycling if possible. Otherwise: <ul style="list-style-type: none"> ▶ If container can not be cleaned sufficiently well to ensure that residuals do not remain or if the container cannot be used to store the same product, then puncture containers, to prevent re-use, and bury at an authorised landfill. ▶ Where possible retain label warnings and SDS and observe all notices pertaining to the product. ▶ DO NOT allow wash water from cleaning or process equipment to enter drains. ▶ It may be necessary to collect all wash water for treatment before disposal. ▶ In all cases disposal to sewer may be subject to local laws and regulations and these should be considered first. ▶ Where in doubt contact the responsible authority. Consult State Land Waste Management Authority for disposal. Bury residue in an authorised landfill.

SECTION 14 Transport information

Labels Required

Continued...

Pola Day CP

	 
Marine Pollutant	NO

Land transport (TDG)

UN number	1511	
UN proper shipping name	UREA HYDROGEN PEROXIDE	
Transport hazard class(es)	Class	5.1
	Subrisk	8
Packing group	III	
Environmental hazard	Not Applicable	
Special precautions for user	Special provisions	Not Applicable
	Explosive Limit and Limited Quantity Index	5 kg
	ERAP Index	Not Applicable

Air transport (ICAO-IATA / DGR)

UN number	1511	
UN proper shipping name	Urea hydrogen peroxide	
Transport hazard class(es)	ICAO/IATA Class	5.1
	ICAO / IATA Subrisk	8
	ERG Code	5C
Packing group	III	
Environmental hazard	Not Applicable	
Special precautions for user	Special provisions	A803
	Cargo Only Packing Instructions	563
	Cargo Only Maximum Qty / Pack	100 kg
	Passenger and Cargo Packing Instructions	559
	Passenger and Cargo Maximum Qty / Pack	25 kg
	Passenger and Cargo Limited Quantity Packing Instructions	Y545
	Passenger and Cargo Limited Maximum Qty / Pack	5 kg

Sea transport (IMDG-Code / GGVSee)

UN number	1511	
UN proper shipping name	UREA HYDROGEN PEROXIDE	
Transport hazard class(es)	IMDG Class	5.1
	IMDG Subrisk	8
Packing group	III	
Environmental hazard	Not Applicable	
Special precautions for user	EMS Number	F-A , S-Q
	Special provisions	Not Applicable
	Limited Quantities	5 kg

Transport in bulk according to Annex II of MARPOL and the IBC code

Not Applicable

If packed as Chemical kits the following classification may be considered if all ICAO/IATA transport requirements are met: Chemical Kit UN3316 - Class 9, SP A44 & A163.

SECTION 15 Regulatory information

Safety, health and environmental regulations / legislation specific for the substance or mixture

This product has been classified in accordance with the hazard criteria of the Controlled Products Regulations and the SDS contains all the information required by the Controlled Products Regulations.

urea hydrogen peroxide is found on the following regulatory lists

Canada Non-Domestic Substances List (NDSL)

hydrogen peroxide is found on the following regulatory lists

Continued...

Pola Day CP

Canada Categorization decisions for all DSL substances
Canada Domestic Substances List (DSL)

Canada Toxicological Index Service - Workplace Hazardous Materials Information System - WHMIS GHS
International Agency for Research on Cancer (IARC) - Agents Classified by the IARC Monographs

National Inventory Status

National Inventory	Status
Australia - AIIC	Yes
Australia Non-Industrial Use	No (urea hydrogen peroxide; hydrogen peroxide)
Canada - DSL	No (urea hydrogen peroxide)
Canada - NDSL	No (hydrogen peroxide)
China - IECSC	Yes
Europe - EINEC / ELINCS / NLP	Yes
Japan - ENCS	No (urea hydrogen peroxide)
Korea - KECI	Yes
New Zealand - NZIoC	Yes
Philippines - PICCS	Yes
USA - TSCA	Yes
Taiwan - TCSI	Yes
Mexico - INSQ	No (urea hydrogen peroxide)
Vietnam - NCI	Yes
Russia - ARIPS	Yes
Legend:	Yes = All CAS declared ingredients are on the inventory No = One or more of the CAS listed ingredients are not on the inventory and are not exempt from listing (see specific ingredients in brackets)

SECTION 16 Other information

Revision Date	01/11/2019
Initial Date	09/11/2015

SDS Version Summary

Version	Issue Date	Sections Updated
6.1.1.1	29/01/2016	Ingredients
7.1.1.1	01/11/2019	One-off system update. NOTE: This may or may not change the GHS classification

Other information

Classification of the preparation and its individual components has drawn on official and authoritative sources as well as independent review by SDI Limited using available literature references.

The SDS is a Hazard Communication tool and should be used to assist in the Risk Assessment. Many factors determine whether the reported Hazards are Risks in the workplace or other settings. Risks may be determined by reference to Exposures Scenarios. Scale of use, frequency of use and current or available engineering controls must be considered.

Definitions and abbreviations

PC—TWA: Permissible Concentration-Time Weighted Average
PC—STEL: Permissible Concentration-Short Term Exposure Limit
IARC: International Agency for Research on Cancer
ACGIH: American Conference of Governmental Industrial Hygienists
STEL: Short Term Exposure Limit
TEEL: Temporary Emergency Exposure Limit.
IDLH: Immediately Dangerous to Life or Health Concentrations
OSF: Odour Safety Factor
NOAEL :No Observed Adverse Effect Level
LOAEL: Lowest Observed Adverse Effect Level
TLV: Threshold Limit Value
LOD: Limit Of Detection
OTV: Odour Threshold Value
BCF: BioConcentration Factors
BEI: Biological Exposure Index

The information contained in the Safety Data Sheet is based on data considered to be accurate, however, no warranty is expressed or implied regarding the accuracy of the data or the results to be obtained from the use thereof.

Other information:

Prepared by: SDI Limited
3-15 Brunson Street, Bayswater Victoria, 3153, Australia
Phone Number: +61 3 8727 7111
Department issuing SDS: Research and Development
Contact: Technical Director